



NORTHEAST KANSAS CITY CHAMBER OF COMMERCE
INDEPENDENCE AVENUE COMMUNITY IMPROVEMENT DISTRICT

3RD QUARTER REPORT

January through Present

Presented by: Northeast Kansas City Chamber of Commerce CEO and President, Bobbi Baker

October 16, 2018

eBeacons Report

Indie Ave Code Dashboard

This Week

43

This Month

288

This Year

1872

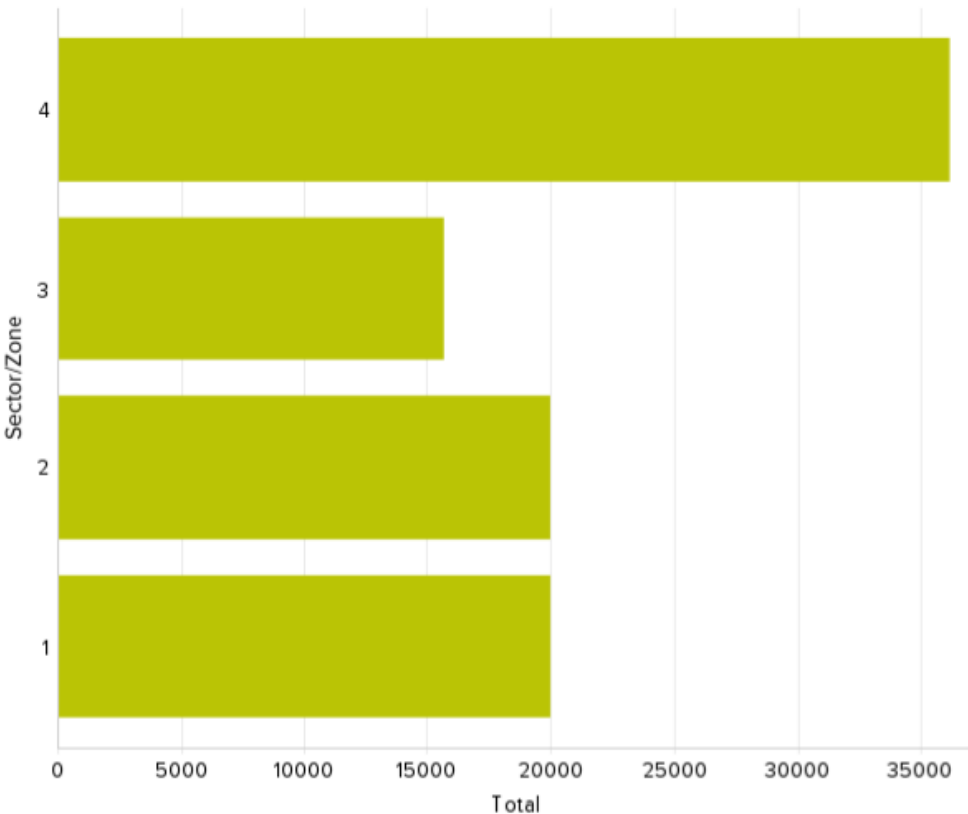
All Time

22044

Codes All Time Summary

Code	Total
Blocks Swept	248.00
Bulky Trash Pickup	2249.10
Bus Stop Clean	1448.00
Customer/Store Visit	704.00
Graffiti	147.00
Infrastructure Damage	199.00
Landscaping	1170.00
Recycle (Cans/Plastic)	14101.98
Safety/Security Concern	39.00
Snow/Ice Removal	54.00
Tire Pickup	1016.00
Trash Pickup (Bags)	43486.05

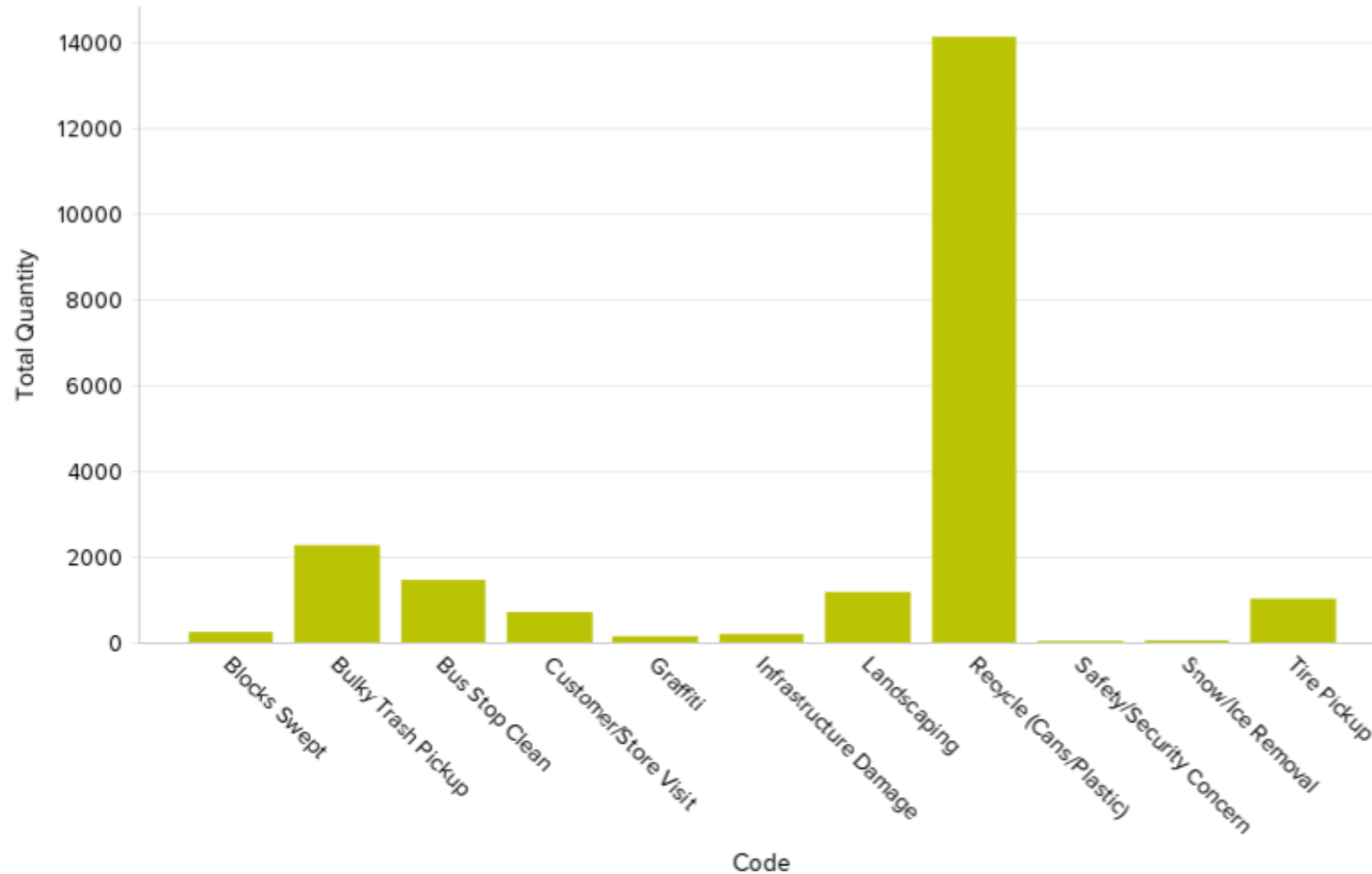
Code Count by Sector



eBeacons Report

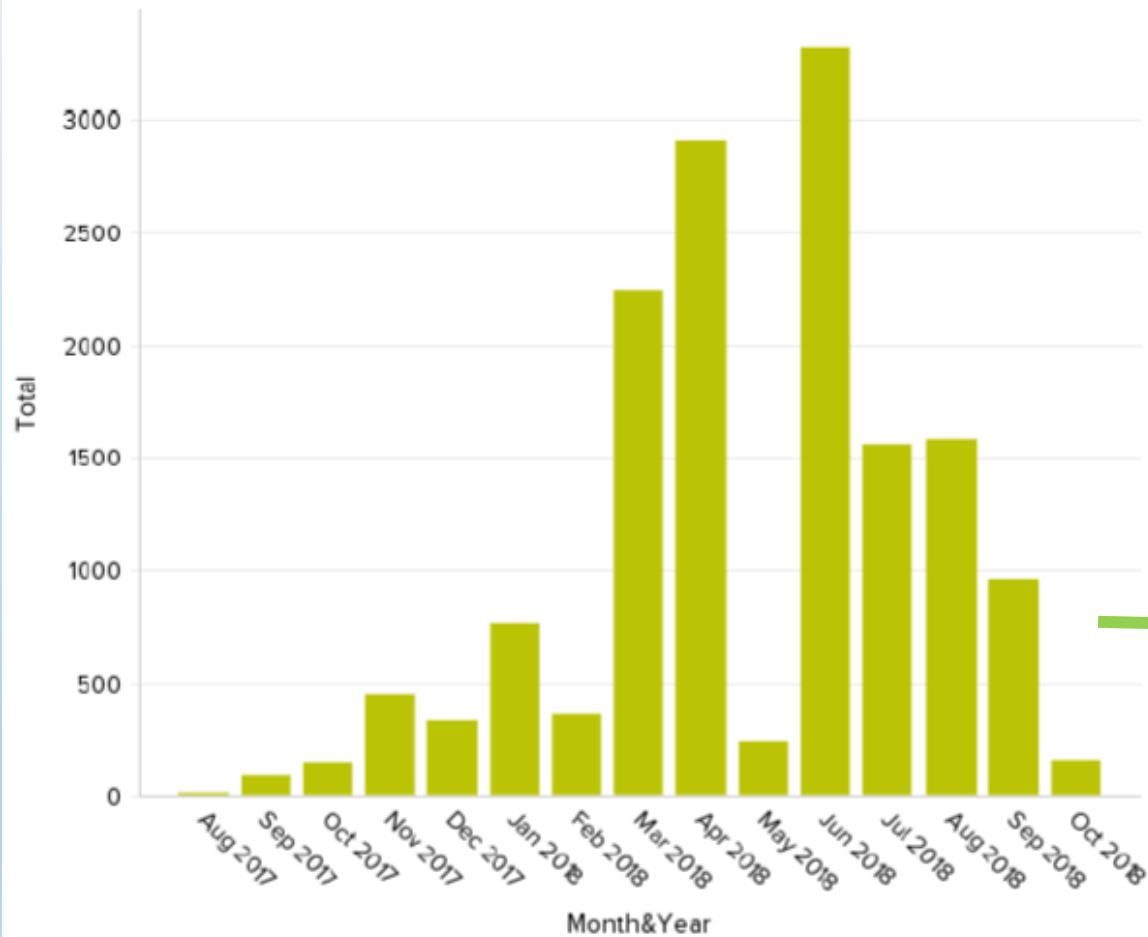
Codes All Time

Excludes Trash Bags



eBeacons Report

Recycling by Month



Recycling Summary

Code	Aug 2017	Sep 2017	Oct 2017	Nov 2017	Dec 2017	Jan 2018	Feb 2018	Mar 2018	Apr 2018	May 2018	Jun 2018	Jul 2018	Aug 2018	Sep 2018	Oct 2018	Total
Recycle (Cans)	3.00	18.00														21.00
Recycle (Cans/Plastic)		43.00	150.00	453.00	332.00	761.00	362.27	2244.90	2910.30	241.20	3314.00	1562.01	1587.30	960.00	159.00	15079.98
Recycle (Plastic)	7.00	30.00														37.00
Grand Total:	10.00	91.00	150.00	453.00	332.00	761.00	362.27	2244.90	2910.30	241.20	3314.00	1562.01	1587.30	960.00	159.00	15137.98

NEKC Chamber of Commerce CID Summer Program

Summer Project Youth							
June through August				Landscaping			
	29-Jun	13-Jul	29-Jul	10-Aug	24-Aug	total Hours Worked	
Kaboyi	18.1	24.1	28.93	11.65		82.78	
Elias	18.47	24.05	28.31	11.37		82.2	
Happy	21.42	24.03	28.62	11.52		85.59	
Adolphe	17.57	30.83	31.42	37	15.92	132.74	
Hay	21.92	31.57	33.97	41.28	16.07	144.81	
OM Kee	21.92	31.18				53.1	
TOTAL HOURS:						581.22	

DUTIES:

- Installed planters & planted plants along the Avenue
- Maintained equipment (Gator, mowers, blowers, etc)
- Watered plants Monday through Friday
- Participated in annual & special events
- Worked on the Avenue assisting Urban Street Ambassadors

TEAM A

Kaboyi Elias Happy



TEAM B

OM Kee Adolphe Hay



NEKC Chamber of Commerce Summer Program

INTERNS

Jenna

Sidney



PROJECTS:

Developed studies & reports
(Wall Murals & Marketing “Find It!”)



CREATING THE DESIGN



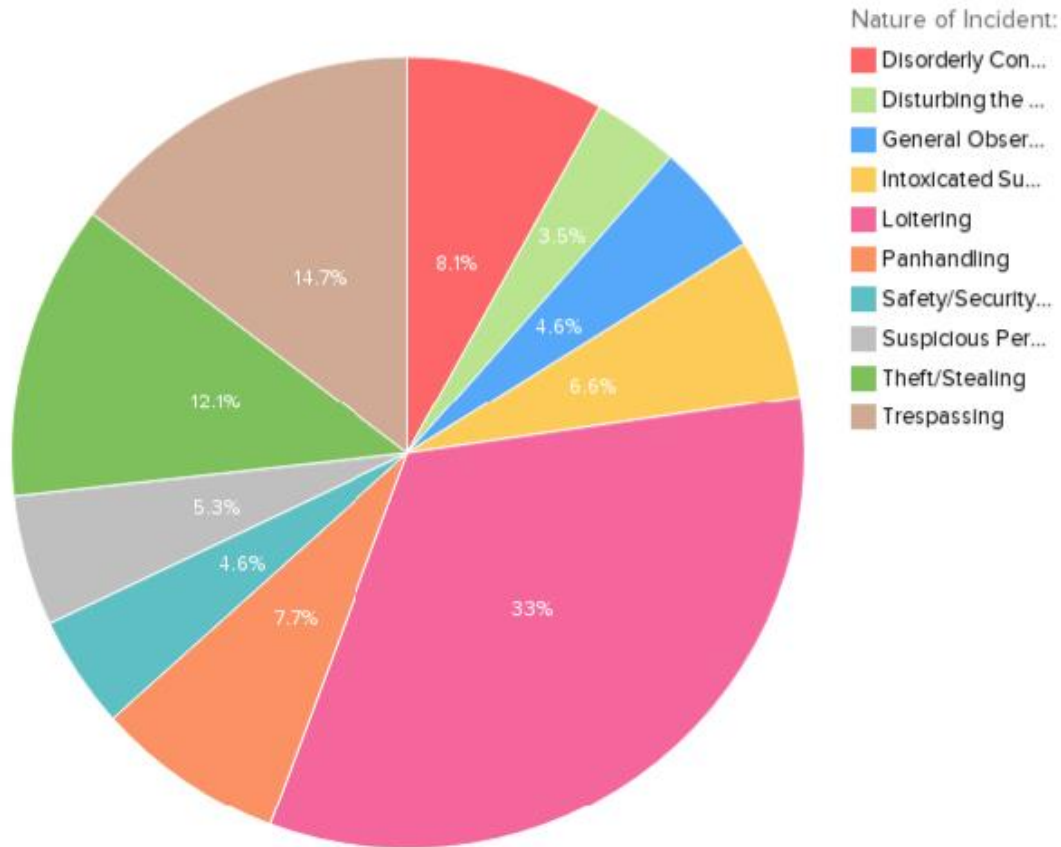
FINAL DESIGN



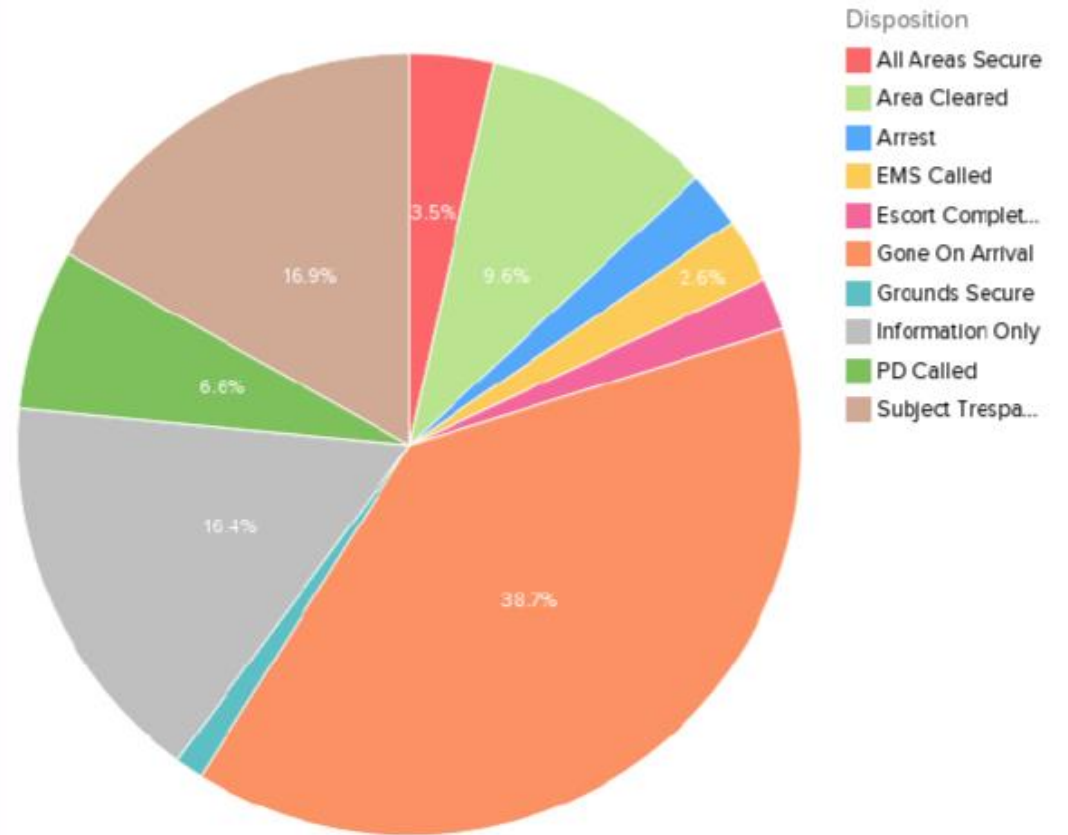
eBeacons Report

Avenue Angels Analysis

Top 10 Incidents TITAN

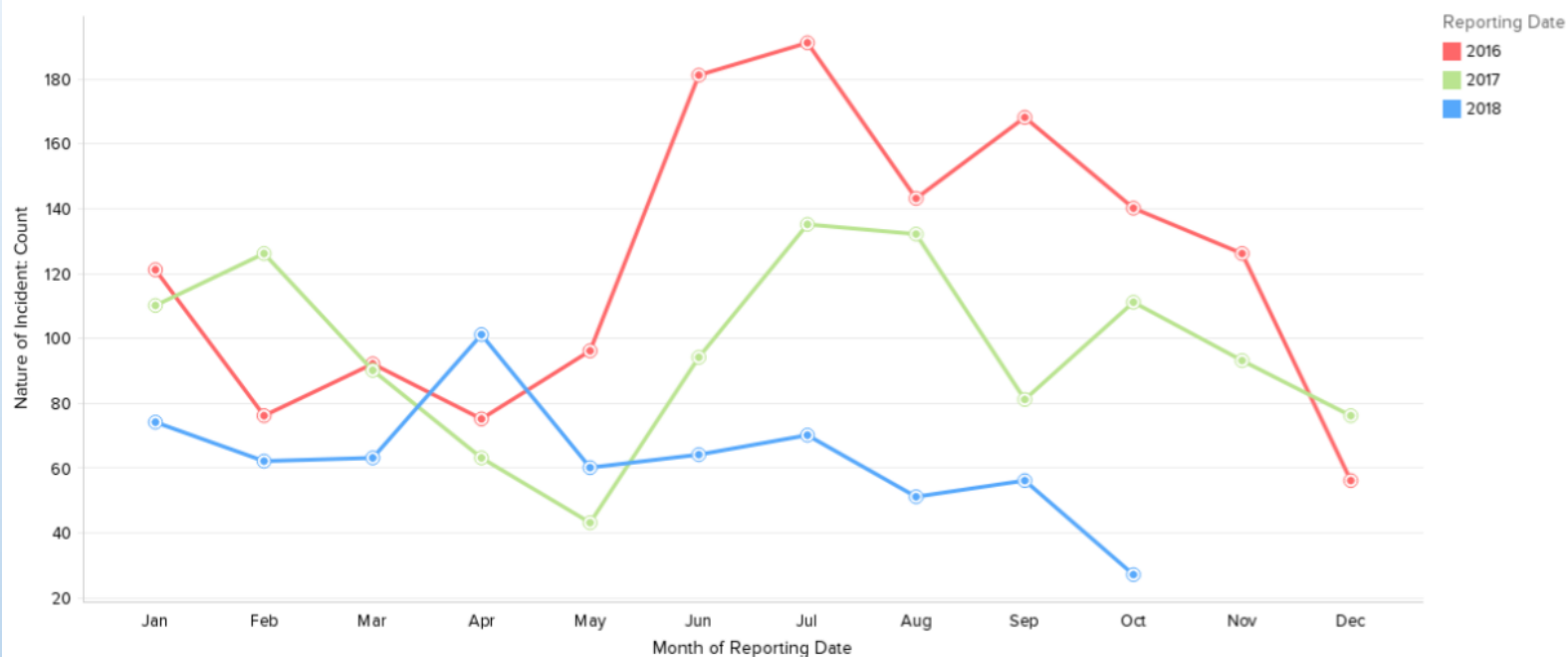


Most Frequent Dispositions TITAN



eBeacons Report

Incident Comparison by Year TITAN



Total Incident Summary TITAN

Year of Reporting Date	Jan	Feb	Mar	Apr	May	Jun	Jul	Aug	Sep	Oct	Nov	Dec	Incident s
2015						6	208	272	200	135	140	157	1118
2016	121	76	92	75	96	181	191	143	168	140	126	56	1465
2017	110	126	90	63	43	94	135	132	81	111	93	76	1154
2018	74	62	63	101	60	64	70	51	56	27			628
Grand Count	305	264	245	239	199	345	604	598	505	413	359	289	4365



NORTHEAST KANSAS CITY CHAMBER OF COMMERCE
INDEPENDENCE AVENUE COMMUNITY IMPROVEMENT DISTRICT

3RD QUARTER REPORT

THANK YOU!

Presented by: Northeast Kansas City Chamber of Commerce CEO and President, Bobbi Baker

October 16, 2018